

These Site Analytics reports display traffic and visitor activity for the Web site nationalsterling.org.

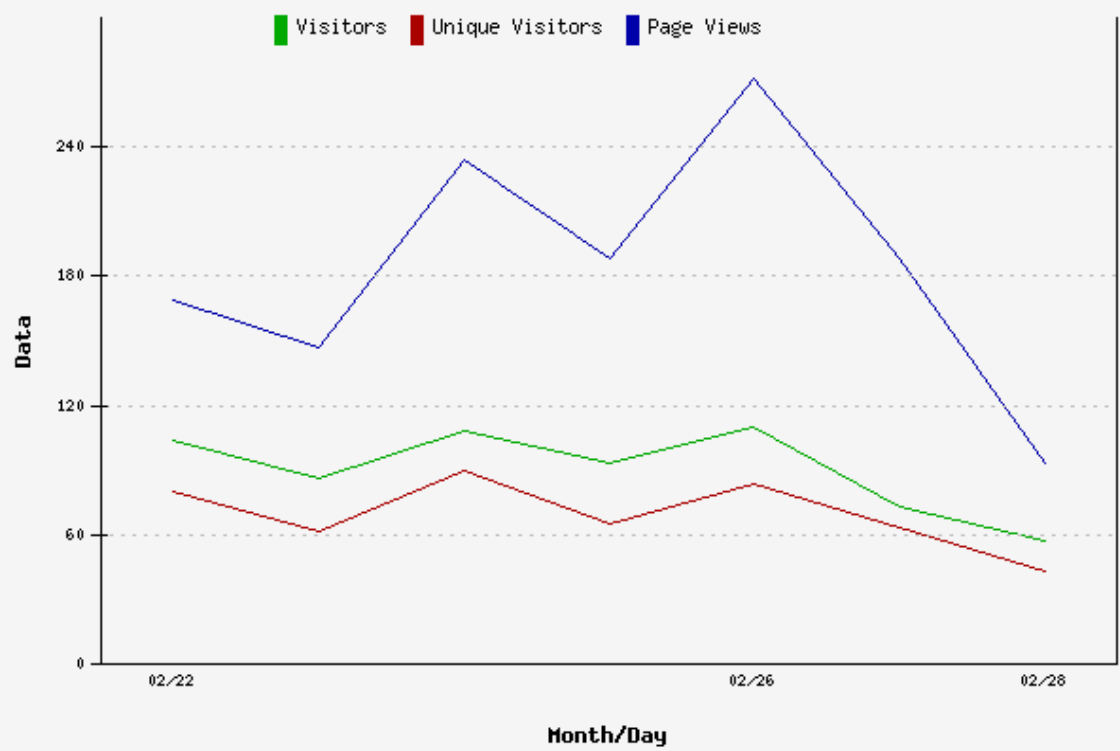
Date range: 02-22-10 to 02-28-10

Copyright © 2003 - 2010. All rights reserved.

Report created by Site Analytics for <http://www.nationalsterling.org> on 03-01-10

The Summary Report provides an overview of the number of visitors to the site - unique and total visitors - and overall number of pages viewed by those visitors within a given period of time.

Summary



Date	Visitors	Unique Visitors	Page Views
Feb 22, 2010	104	80	169
Feb 23, 2010	86	62	147
Feb 24, 2010	108	90	234
Feb 25, 2010	93	65	188
Feb 26, 2010	110	84	272
Feb 27, 2010	73	63	188
Feb 28, 2010	57	43	93
Total	631	487	1,291

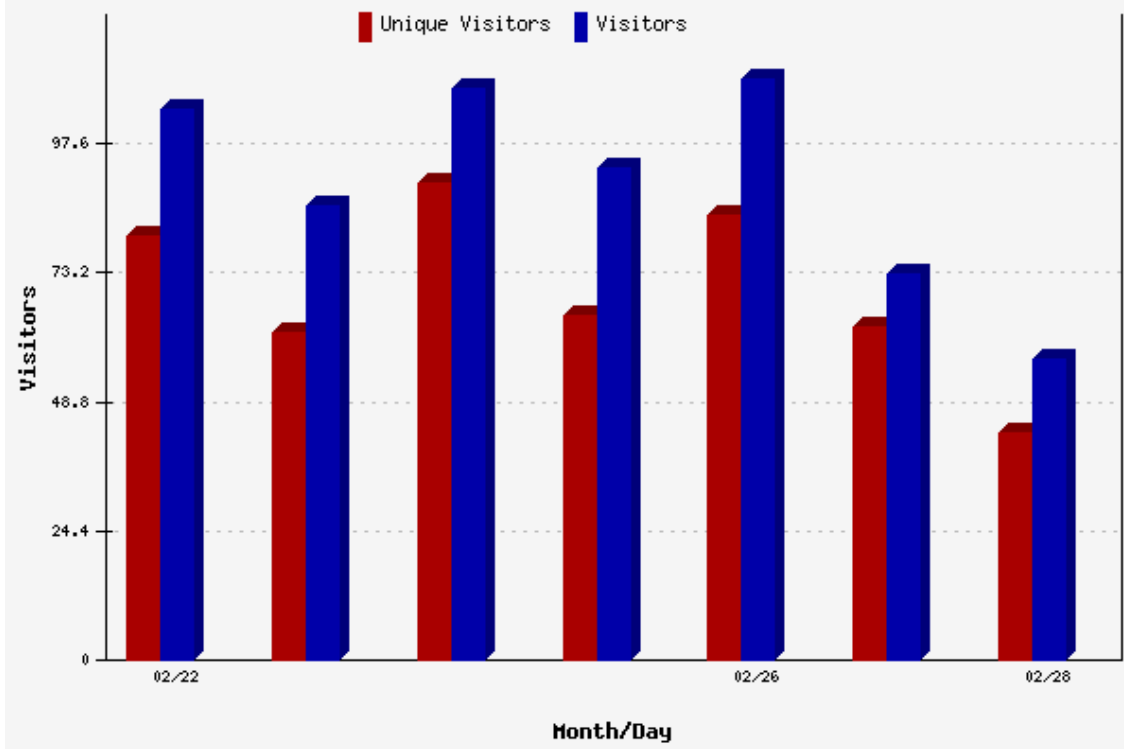
Report created by Site Analytics for <http://www.nationalsterling.org> on 03-01-10

The Calendar Report indicates the traffic patterns for the Web site on a day-by-day basis. The report displays the overall number of visitors, the amount of unique (i.e., first-time) visitors and the overall number of pages viewed on a given day.

Calendar			
Date	Visitors	Unique Visitors	Page Views
Feb 01, 2010	81	61	156
Feb 02, 2010	95	81	189
Feb 03, 2010	62	51	158
Feb 04, 2010	74	54	110
Feb 05, 2010	80	64	169
Feb 06, 2010	99	64	217
Feb 07, 2010	103	70	206
Feb 08, 2010	74	60	150
Feb 09, 2010	99	55	175
Feb 10, 2010	80	57	166
Feb 11, 2010	109	75	200
Feb 12, 2010	109	67	225
Feb 13, 2010	97	53	133
Feb 14, 2010	86	53	156
Feb 15, 2010	90	66	187
Feb 16, 2010	92	61	166
Feb 17, 2010	96	71	215
Feb 18, 2010	99	71	201
Feb 19, 2010	98	78	196
Feb 20, 2010	58	47	98
Feb 21, 2010	101	77	188
Feb 22, 2010	104	80	169
Feb 23, 2010	86	62	147
Feb 24, 2010	108	90	234
Feb 25, 2010	93	65	188
Feb 26, 2010	110	84	272
Feb 27, 2010	73	63	188
Feb 28, 2010	57	43	93
Total	2,513	1,823	4,952

The Visitor Report shows the numbers of unique and total visitors to the site, thus providing an overview of site traffic for the selected period of time.

Visitors



Date	Unique Visitors	Visitors
Feb 22, 2010	80	104
Feb 23, 2010	62	86
Feb 24, 2010	90	108
Feb 25, 2010	65	93
Feb 26, 2010	84	110
Feb 27, 2010	63	73
Feb 28, 2010	43	57
Total	487	631

Report created by Site Analytics for <http://www.nationalsterling.org> on 03-01-10

This report identifies the visitors who have spent the most time on the Web site. Visitors are listed by IP address.

Most Active Visitors			
IP	Host Name	Time (H:M:S)	Percentage
67.195.115.221	b3090869.crawl.yahoo.net	2:06:15	18.00
68.115.194.2	mail.haymed.org	1:15:20	10.74
85.159.223.14		0:51:59	7.41
98.114.9.139	pool-98-114-9-139.phlapa.fios.verizon.net	0:41:40	5.94
67.195.111.59	b3091234.crawl.yahoo.net	0:36:28	5.20
96.255.54.155	pool-96-255-54-155.washdc.fios.verizon.net	0:33:33	4.78
24.47.254.214	ool-182ffed6.dyn.optonline.net	0:32:12	4.59
97.102.139.127	127.139.102.97.cfl.res.rr.com	0:31:13	4.45
71.79.61.204	cpe-71-79-61-204.cinci.res.rr.com	0:27:31	3.92
87.250.254.242	spider05.yandex.ru	0:26:44	3.81
66.249.68.239	crawl-66-249-68-239.googlebot.com	0:25:24	3.62
68.111.252.253	ip68-111-252-253.sd.sd.cox.net	0:25:10	3.59
67.195.114.242	b3090984.crawl.yahoo.net	0:21:12	3.02
96.245.55.121	pool-96-245-55-121.phlapa.fios.verizon.net	0:18:21	2.62
69.86.72.233	user-12lci79.cable.mindspring.com	0:17:51	2.54
65.55.110.14	bl1sch4090105.phx.gbl	0:16:24	2.34
174.59.137.150		0:14:46	2.10
65.190.163.58	cpe-065-190-163-058.nc.res.rr.com	0:14:30	2.07
66.249.68.207	crawl-66-249-68-207.googlebot.com	0:11:56	1.70
82.244.198.175	ers67-1-82-244-198-175.fbx.proxad.net	0:10:38	1.52
65.55.106.138	msnbot-65-55-106-138.search.msn.com	0:10:03	1.43
76.29.62.161	comcast.net	0:09:41	1.38
66.117.185.236	66-117-185-236.lith-ws5.dynamic.dls.net	0:08:12	1.17
72.240.25.133		0:07:50	1.12
76.107.253.167	c-76-107-253-167.hsd1.ms.comcast.net	0:06:38	0.95

Report created by Site Analytics for http://www.nationalsterling.org on 03-01-10

This report shows visitor behavior on the Web site by showing the page-by-page clickstream of each of the site's visitors. A clickstream is a record of a user's activity on the Internet, including every Web site and every page of every Web site that the user visits, and in what order the pages were visited. The Visitor Path is displayed in its entirety; beginning with the entry page and ending with the exit page.

Path	# Pages	Count	Percentage
/index.html -> /MarketPlace.html /index.html /MarketPlace.html	2	57	47.50
/index.html -> /index.html /index.html /index.html	2	12	10.00
/index.html -> /Links.html /index.html /Links.html	2	9	7.50
/MarketPlace.html -> /MarketPlace.html /MarketPlace.html /MarketPlace.html	2	7	5.83
/index.html -> /owners.html /index.html /owners.html	2	6	5.00
/owners.html -> /owners.html /owners.html /owners.html	2	3	2.50
/index.html -> /ownerspages/JonathonTrotter.html /index.html /owners.html /ownerspages/JonathonTrotter.html	3	3	2.50
/index.html -> /about.html /index.html /about.html	2	2	1.67
/ownerspages/ChuckHardwick.html -> /ownerspages/BrianSmith.html /ownerspages/ChuckHardwick.html /ownerspages/BrianSmith.html	2	2	1.67
/robots.txt -> /index.html /robots.txt /index.html	2	2	1.67
/index.html -> /index.html /index.html /owners.html /ownerspages/JonathonTrotter.html	4	2	1.67

Path	# Pages	Count	Percentage
/index.html			
/about.html -> /index.html	8	2	1.67
/about.html			
/news.html			
/comparisonpage.html			
/contact.html			
/owners.html			
/MarketPlace.html			
/Links.html			
/index.html			
/MarketPlace.html -> /Links.html	2	1	0.83
/MarketPlace.html			
/Links.html			
/MarketPlace.html -> /index.html	2	1	0.83
/MarketPlace.html			
/index.html			
/MarketPlace.html -> /statelinks/montana.html	2	1	0.83
/MarketPlace.html			
/statelinks/montana.html			
/about.html -> /MarketPlace.html	2	1	0.83
/about.html			
/MarketPlace.html			
/comparisonpage.html -> /MarketPlace.html	2	1	0.83
/comparisonpage.html			
/MarketPlace.html			
/index.html -> /contact.html	2	1	0.83
/index.html			
/contact.html			
/news.html -> /ownerspages/MacMcGraw.html	2	1	0.83
/news.html			
/ownerspages/MacMcGraw.html			
/news.html -> /robots.txt	2	1	0.83
/news.html			
/robots.txt			
/owners.html -> /MarketPlace.html	2	1	0.83
/owners.html			
/MarketPlace.html			
/owners.html -> /ownerspages/DonnieLuschen.html	2	1	0.83
/owners.html			
/ownerspages/DonnieLuschen.html			
/owners.html -> /ownerspages/FarzadSharif.html	2	1	0.83
/owners.html			

Path	# Pages	Count	Percentage
/ownerspages/FarzadSharif.html			
/owners.html -> /ownerspages/HankZellers.html	2	1	0.83
/owners.html			
/ownerspages/HankZellers.html			
/owners.html -> /ownerspages/JonathonTrotter.html	2	1	0.83
/owners.html			
/ownerspages/JonathonTrotter.html			

Report created by Site Analytics for <http://www.nationalsterling.org> on 03-01-10

This report identifies the names and versions of the Web browsers used by visitors to the site. The list may contain names of Internet search engines as well.

Browsers			
Browser	Version	Count	Percentage
Internet Explorer	8.0	4,215	32.78
Firefox	3.5	2,314	18.00
Internet Explorer	7.0	2,190	17.03
Internet Explorer	6.0	678	5.27
Safari	4.0	544	4.23
Netscape	4.5	489	3.80
AOL	9.5	357	2.78
Chrome	4.0	275	2.14
Firefox	3.6	266	2.07
Unknown	Unknown	220	1.71
Firefox	3.0	190	1.48
AOL	9.1	164	1.28
msnbot	2.0	133	1.03
Opera	9.80	116	0.90
Yahoo! Slurp China	3.0	108	0.84
Firefox	2.0	101	0.79
Safari	3.0	90	0.70
Google Chrome	5.0	76	0.59
Linguee	Unknown	65	0.51
Googlebot	2.1	51	0.40
Mozilla	5.0	50	0.39
msnbot-media	1.1	48	0.37
Speedy Spider	Unknown	46	0.36
Googlebot-Image	1.0	43	0.33
Safari	Unknown	30	0.23

Report created by Site Analytics for <http://www.nationalsterling.org> on 03-01-10

This report identifies the operating systems running on the computers used to access the site (i.e., the visitors' computers).

Operating Systems		
Operating System	Count	Percentage
Windows XP	6,296	48.49
Windows Vista	3,300	25.42
Unknown	1,751	13.49
OS X	790	6.08
Windows 98	489	3.77
Windows	228	1.76
MacOSX	91	0.70
Windows 16	23	0.18
Windows ME	7	0.05
Windows 2000	5	0.04
Windows 95	2	0.02
Linux	1	0.01

Report created by Site Analytics for <http://www.nationalsterling.org> on 03-01-10

This report indicates the country of origin of the visitors to the Web site. Site Analytics determines the location by examining the visitor's IP address. The geographical user information enables you to build site content and ad campaigns targeting particular locales.

Visitors by Country		
Country	Visitors	Percentage
 UNITED STATES	493	78.63
 SWEDEN	23	3.67
 CANADA	21	3.35
UNKNOWN	17	2.71
 UNITED KINGDOM	15	2.39
 VENEZUELA	11	1.75
 JAPAN	7	1.12
 GERMANY	6	0.96
 FRANCE	5	0.80
 AUSTRALIA	4	0.64
 ITALY	3	0.48
 RUSSIAN FEDERATION	3	0.48
 PORTUGAL	2	0.32
 NETHERLANDS	2	0.32
 ISRAEL	2	0.32
 JORDAN	2	0.32
 LATVIA	2	0.32
 AUSTRIA	2	0.32
 SPAIN	1	0.16
 MOLDOVA, REPUBLIC OF	1	0.16
 DENMARK	1	0.16
 SOUTH AFRICA	1	0.16
 THAILAND	1	0.16
 BRAZIL	1	0.16
 BELGIUM	1	0.16

Report created by Site Analytics for <http://www.nationalsterling.org> on 03-01-10

This report identifies the region and country of visitors to the Web site. The geographical user information enables you to build site content and ad campaigns targeting particular locales.

Visitors by Region		
Region	Visitors	Percentage
NEW YORK, UNITED STATES	111	19.27
UNKNOWN	81	14.06
CALIFORNIA, UNITED STATES	78	13.54
ILLINOIS, UNITED STATES	56	9.72
WASHINGTON, UNITED STATES	40	6.94
VIRGINIA, UNITED STATES	39	6.77
STOCKHOLMS LAN, SWEDEN	23	3.99
ONTARIO, CANADA	21	3.65
OHIO, UNITED STATES	18	3.12
TEXAS, UNITED STATES	16	2.78
NEW JERSEY, UNITED STATES	12	2.08
DISTRITO FEDERAL, VENEZUELA	11	1.91
MICHIGAN, UNITED STATES	10	1.74
SOUTH CAROLINA, UNITED STATES	9	1.56
ARKANSAS, UNITED STATES	7	1.22
TOKYO, JAPAN	6	1.04
COLORADO, UNITED STATES	6	1.04
NORTH CAROLINA, UNITED STATES	6	1.04
GEORGIA, UNITED STATES	5	0.87
PENNSYLVANIA, UNITED STATES	4	0.69
INDIANA, UNITED STATES	4	0.69
TENNESSEE, UNITED STATES	4	0.69
MINNESOTA, UNITED STATES	3	0.52
MOSKVA, RUSSIAN FEDERATION	3	0.52
ENGLAND, UNITED KINGDOM	3	0.52

Report created by Site Analytics for <http://www.nationalsterling.org> on 03-01-10

This report identifies the city, region and country of visitors to the Web site. The geographical user information enables you to build site content and ad campaigns targeting particular locales.

Visitors by City		
City	Visitors	Percentage
NEW YORK, NEW YORK, UNITED STATES	85	17.45
UNKNOWN	82	16.84
MOUNTAIN VIEW, CALIFORNIA, UNITED STATES	42	8.62
RESTON, VIRGINIA, UNITED STATES	38	7.80
CHICAGO, ILLINOIS, UNITED STATES	34	6.98
REDMOND, WASHINGTON, UNITED STATES	34	6.98
STOCKHOLM, STOCKHOLMS LAN, SWEDEN	23	4.72
WYANDANCH, NEW YORK, UNITED STATES	20	4.11
TORONTO, ONTARIO, CANADA	19	3.90
LISLE, ILLINOIS, UNITED STATES	19	3.90
SANTA CLARA, CALIFORNIA, UNITED STATES	12	2.46
CARACAS, DISTRITO FEDERAL, VENEZUELA	11	2.26
COLUMBUS, OHIO, UNITED STATES	10	2.05
GREENVILLE, SOUTH CAROLINA, UNITED STATES	9	1.85
MT. LAUREL, NEW JERSEY, UNITED STATES	8	1.64
OAKLAND, CALIFORNIA, UNITED STATES	6	1.23
LITTLE ROCK, ARKANSAS, UNITED STATES	5	1.03
TOKYO, TOKYO, JAPAN	5	1.03
PLANO, TEXAS, UNITED STATES	4	0.82
WESTMINSTER, COLORADO, UNITED STATES	4	0.82
INDIANAPOLIS, INDIANA, UNITED STATES	4	0.82
ATLANTA, GEORGIA, UNITED STATES	4	0.82
SEATTLE, WASHINGTON, UNITED STATES	3	0.62
SUNNYVALE, CALIFORNIA, UNITED STATES	3	0.62
SAN DIEGO, CALIFORNIA, UNITED STATES	3	0.62

Report created by Site Analytics for <http://www.nationalsterling.org> on 03-01-10

This report identifies the zip code, city, region and country of visitors to the Web site. The geographical user information enables you to build site content and ad campaigns targeting particular locales.

Visitors by Zipcode		
Zipcode	Visitors	Percentage
UNKNOWN	175	33.21
10001, NEW YORK, NEW YORK, UNITED STATES	85	16.13
20191, RESTON, VIRGINIA, UNITED STATES	38	7.21
94043, MOUNTAIN VIEW, CALIFORNIA, UNITED STATES	38	7.21
60290, CHICAGO, ILLINOIS, UNITED STATES	34	6.45
98052, REDMOND, WASHINGTON, UNITED STATES	34	6.45
11798, WYANDANCH, NEW YORK, UNITED STATES	20	3.80
60532, LISLE, ILLINOIS, UNITED STATES	19	3.61
95054, SANTA CLARA, CALIFORNIA, UNITED STATES	12	2.28
43085, COLUMBUS, OHIO, UNITED STATES	10	1.90
29601, GREENVILLE, SOUTH CAROLINA, UNITED STATES	9	1.71
08054, MT. LAUREL, NEW JERSEY, UNITED STATES	8	1.52
94607, OAKLAND, CALIFORNIA, UNITED STATES	6	1.14
72202, LITTLE ROCK, ARKANSAS, UNITED STATES	5	0.95
80003, WESTMINSTER, COLORADO, UNITED STATES	4	0.76
75075, PLANO, TEXAS, UNITED STATES	4	0.76
94035, MOUNTAIN VIEW, CALIFORNIA, UNITED STATES	4	0.76
46201, INDIANAPOLIS, INDIANA, UNITED STATES	3	0.57
94089, SUNNYVALE, CALIFORNIA, UNITED STATES	3	0.57
30301, ATLANTA, GEORGIA, UNITED STATES	3	0.57
92121, SAN DIEGO, CALIFORNIA, UNITED STATES	3	0.57
75014, IRVING, TEXAS, UNITED STATES	3	0.57
07039, LIVINGSTON, NEW JERSEY, UNITED STATES	3	0.57
17777, WATSONTOWN, PENNSYLVANIA, UNITED STATES	2	0.38
49426, HUDSONVILLE, MICHIGAN, UNITED STATES	2	0.38

Report created by Site Analytics for <http://www.nationalsterling.org> on 03-01-10

This report shows the number of visitors vs. the number of visits they made.

Visitor Loyalty	
Number of Visits	Visitors
1	279
2 to 5	71
6 to 10	8
11 to 25	5
over 25	1

Report created by Site Analytics for <http://www.nationalsterling.org> on 03-01-10

This report shows the number of visitors vs. the number of pages they viewed.

This report shows the number of visitors vs. the number of pages

Pages Visited	Visitors
1	191
2 to 5	160
6 to 10	14
11 to 25	1
over 25	2

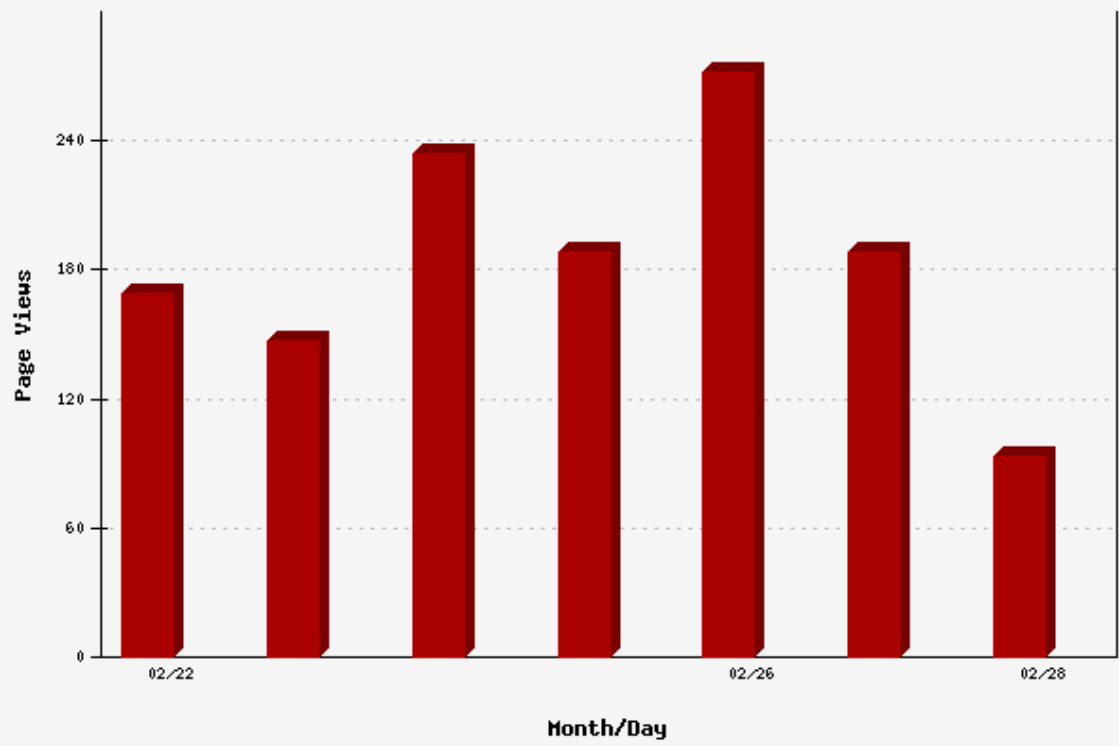
Report created by Site Analytics for <http://www.nationalsterling.org> on 03-01-10

This report shows the number of visitors vs. the number of minutes they stayed on the site.

Time on Site	
Minutes on Site	Visitors
1	319
2 to 5	25
6 to 10	14
11 to 25	8
over 25	2

This report shows the number of times the Web site's pages have been accessed within a given time frame.

Page Views



Date	Page Views	Percentage
Feb 22, 2010	169	13.09
Feb 23, 2010	147	11.39
Feb 24, 2010	234	18.13
Feb 25, 2010	188	14.56
Feb 26, 2010	272	21.07
Feb 27, 2010	188	14.56
Feb 28, 2010	93	7.20
Total	1,291	100%

Report created by Site Analytics for <http://www.nationalsterling.org> on 03-01-10

This report indicates the number of times a specific page on the site has been requested by visitors and the average amount of time spent on the specified page.

Page Requests				
Page	Requests	Avg. Time	Req %	Time %
/index.html	274	00:43	25.63	4.32
/MarketPlace.html	231	00:32	21.61	3.22
/robots.txt	194	00:22	18.15	2.21
/owners.html	109	00:36	10.20	3.62
/Links.html	31	00:22	2.90	2.21
/about.html	28	01:47	2.62	10.75
/news.html	24	01:07	2.25	6.73
/ownerspages/JonathonTrotter.html	18	00:34	1.68	3.42
/contact.html	14	00:01	1.31	0.10
/ownerspages/PeterHillyer.html	12	02:11	1.12	13.17
/ownerspages/SteveLacey071.html	11	01:14	1.03	7.44
/ownerspages/BillLewis.html	10	00:06	0.94	0.60
/ownerspages/stevesilverstein.html	10	00:06	0.94	0.60
/ownerspages/FarzadSharif.html	9	00:04	0.84	0.40
/comparisonpage.html	9	02:49	0.84	16.98
/ownerspages/GregHampton.html	9	00:14	0.84	1.41
/ownerspages/LarryHoganson.html	9	00:38	0.84	3.82
/ownerspages/MikeAllen.html	9	00:15	0.84	1.51
/ownerspages/MarkWilliams.html	9	00:05	0.84	0.50
/ownerspages/NickBorn.html	9	00:06	0.84	0.60
/ownerspages/BrianSmith.html	8	01:47	0.75	10.75
/ownerspages/PeterTeer.html	8	00:08	0.75	0.80
/ownerspages/HankZellers.html	8	00:13	0.75	1.31
/ownerspages/DennisAlbright.html	8	00:23	0.75	2.31
/ownerspages/JayLaifman.html	8	00:12	0.75	1.21

Report created by Site Analytics for <http://www.nationalsterling.org> on 03-01-10

This report identifies the first page visitors viewed upon accessing the site. The entry page could be any page within a site, but is usually a home page or a page that generates a substantial amount of views as a result of a link from an outside site.

Entry Pages		
Page	Views	Percentage
/robots.txt	186	30.90
/index.html	182	30.23
/MarketPlace.html	120	19.93
/owners.html	47	7.81
/about.html	11	1.83
/Links.html	6	1.00
/news.html	6	1.00
/ownerspages/DennisAlbright.html	4	0.66
/contact.html	4	0.66
/comparisonpage.html	3	0.50
/ownerspages/JayHorsley.html	3	0.50
/ownerspages/BillLewis.html	3	0.50
/ownerspages/NickBorn.html	3	0.50
/ownerspages/BillJones.html	2	0.33
/ownerspages/stevesilverstein.html	2	0.33
/ownerspages/BrianSmith.html	2	0.33
/ownerspages/MikeAllen.html	2	0.33
/ownerspages/ScottBailey.html	2	0.33
/ownerspages/RonSharpe.html	2	0.33
/ownerspages/ChuckHardwick.html	2	0.33
/ownerspages/ScottMuir.html	2	0.33
/ownerspages/DaveAliberti.html	2	0.33
/ownerspages/AnthonyBemis.html	2	0.33
/ownerspages/PeterHillyer.html	2	0.33
/ownerspages/JonathonTrotter.html	2	0.33

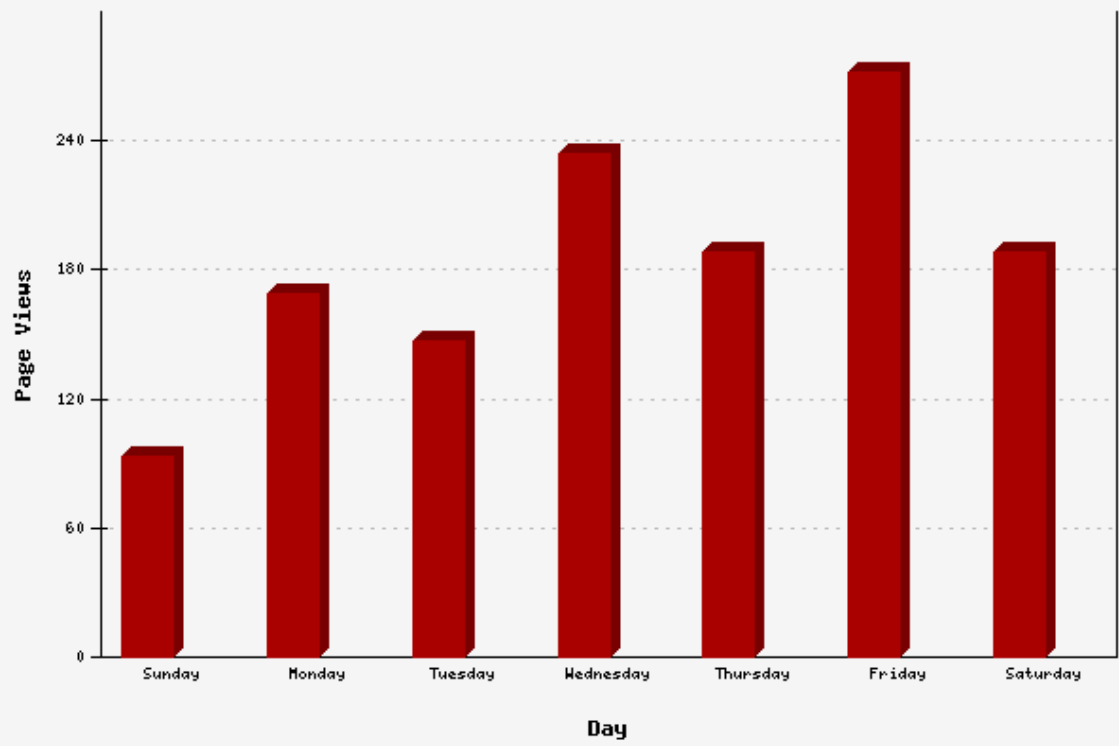
Report created by Site Analytics for <http://www.nationalsterling.org> on 03-01-10

This report identifies the last page visitors viewed before exiting the site. If the home page appears prominently on this list, it might indicate that the site is not inviting to visitors who are therefore not inclined to venture further into the site's pages.

Exit Pages		
Page	Views	Percentage
/MarketPlace.html	192	34.41
/index.html	112	20.07
/robots.txt	77	13.80
/owners.html	53	9.50
/Links.html	21	3.76
/about.html	15	2.69
/news.html	9	1.61
/ownerspages/JonathonTrotter.html	8	1.43
/contact.html	7	1.25
/ownerspages/NickBorn.html	5	0.90
/ownerspages/RMilne.html	5	0.90
/ownerspages/DennisAlbright.html	5	0.90
/ownerspages/MikeAllen.html	5	0.90
/ownerspages/stevesilverstein.html	4	0.72
/ownerspages/DonnieLuschen.html	4	0.72
/ownerspages/JayHorsley.html	4	0.72
/ownerspages/FarzadSharif.html	4	0.72
/ownerspages/PeterHillyer.html	4	0.72
/ownerspages/SteveLacey071.html	4	0.72
/ownerspages/PeterTeer.html	4	0.72
/ownerspages/RonSharpe.html	4	0.72
/ownerspages/BillLewis.html	3	0.54
/ownerspages/BrianSmith.html	3	0.54
/ownerspages/TomCahill.html	3	0.54
/ownerspages/WayneFricks.html	3	0.54

This report indicates which day within the specified time frame the site received the highest amount of visitors.

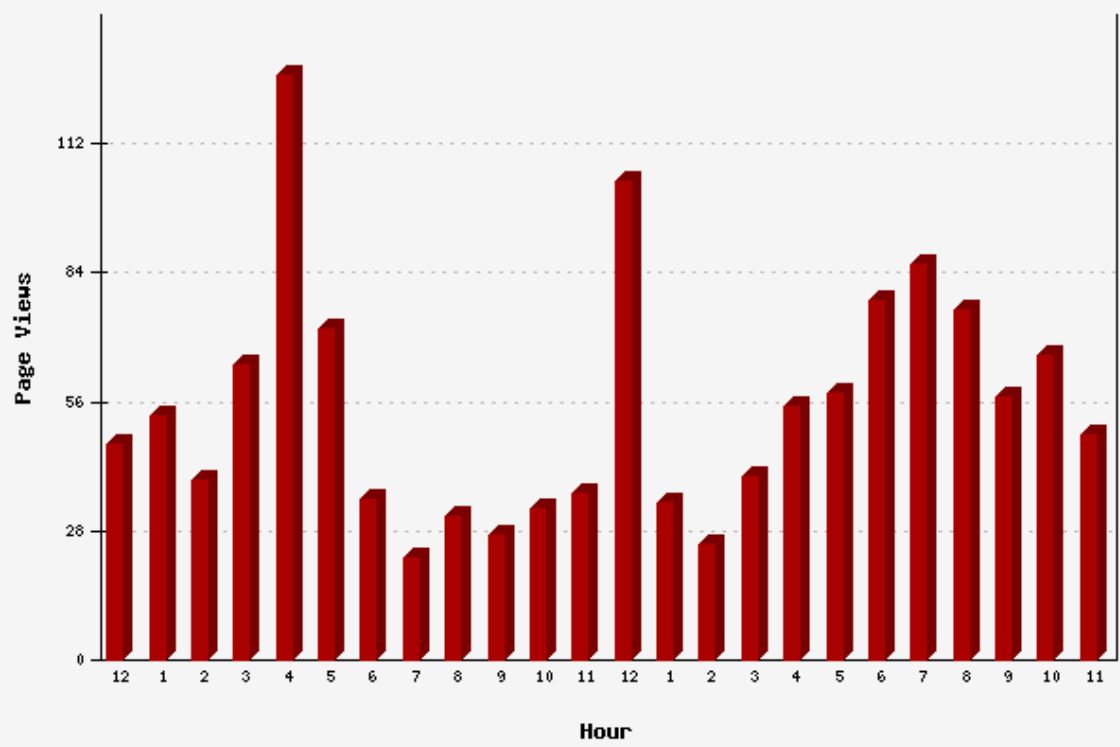
Most Popular Day 02/22/2010 - 03/01/2010



Date	Page Views	Percentage
Friday	272	21.07
Wednesday	234	18.13
Saturday	188	14.56
Thursday	188	14.56
Monday	169	13.09
Tuesday	147	11.39
Sunday	93	7.20
Total	1,291	100%

This report indicates which hours of the day the site received the highest amount of visitors within the specified time frame.

Most Popular Hour

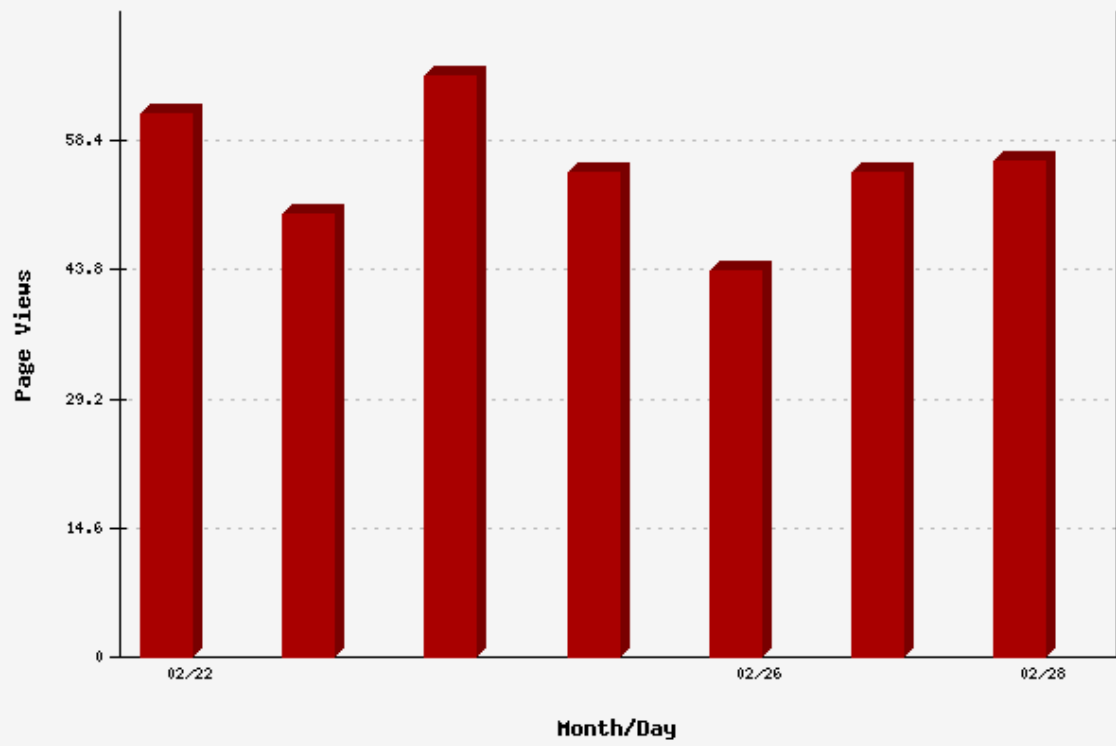


Time	Page Views	Percentage
4 am	127	9.67
Noon	104	7.91
7 pm	86	6.54
6 pm	78	5.94
8 pm	76	5.78
5 am	72	5.48
10 pm	66	5.02
3 am	64	4.87
5 pm	58	4.41
9 pm	57	4.34
4 pm	55	4.19
1 am	53	4.03
11 pm	49	3.73
Midnight	47	3.58
3 pm	40	3.04
2 am	39	2.97
11 am	36	2.74
6 am	35	2.66
1 pm	34	2.59
10 am	33	2.51

Time	Page Views	Percentage
8 am	31	2.36
9 am	27	2.05
2 pm	25	1.90
7 am	22	1.67
Total	1,314	100%

This report shows the number of visitors who left after viewing only one page.

Bounce Rate



Date	Bounces	Percentage
Feb 22, 2010	64	61.54
Feb 23, 2010	43	50.00
Feb 24, 2010	71	65.74
Feb 25, 2010	51	54.84
Feb 26, 2010	48	43.64
Feb 27, 2010	40	54.79
Feb 28, 2010	32	56.14
Total	349	55.31

Report created by Site Analytics for <http://www.nationalsterling.org> on 03-01-10

This report identifies the top domains that have provided referrals to visitors of pages within the site. These are generally search engines and other sites that carry a link to the site. The list most likely will also contain the domain this report is created for as many of the referrals will stem from pages within the very site the report is covering.

Referring Domains		
Domain	Referrals	Percentage
www.google.com	79	33.19
www.sterlingkitcars.com	34	14.29
images.google.com	24	10.08
www.sterlingsportscars.com	19	7.98
vi.ebaydesc.com	11	4.62
images.google.ca	10	4.20
www.sterlingkitcar.com	9	3.78
images.google.dk	7	2.94
images.google.pt	5	2.10
www.nova-sterling.fr	4	1.68
aolsearcht5.search.aol.com	3	1.26
apps.bravenet.com	3	1.26
images.google.com.au	3	1.26
images.google.es	3	1.26
www.euro-nova.co.uk	3	1.26
www.thesamba.com	3	1.26
images.google.com.ar	2	0.84
images.google.de	2	0.84
images.google.it	2	0.84
images.google.ru	2	0.84
s1-eu.ixquick.de	2	0.84
search.aol.com	2	0.84
sites.google.com	2	0.84
translate.googleusercontent.com	2	0.84
www.bing.com	2	0.84
Total	238	100%

Report created by Site Analytics for <http://www.nationalsterling.org> on 03-01-10

This report identifies the specific Internet pages that referred visitors to pages within the site. The list most likely will contain a large number of pages within the domain this report is created for as many of the referrals will stem from pages within the very site the report is covering.

Referring URLs		
Domain	Referrals	Percentage
www.google.com/search	63	28.64
images.google.com/imgres	24	10.91
www.sterlingkitcars.com/members_n_forums/cars-sale/	14	6.36
www.google.com/url	13	5.91
vi.ebaydesc.com/ebaymotors/ws/eBayISAPI.dll	11	5.00
www.sterlingsportscars.com/index/Links.html	11	5.00
images.google.ca/imgres	10	4.55
www.sterlingkitcar.com/	8	3.64
www.sterlingkitcars.com/members_n_forums/index.php	8	3.64
www.sterlingsportscars.com/	7	3.18
images.google.dk/imgres	7	3.18
images.google.pt/imgres	5	2.27
www.sterlingkitcars.com/members_n_forums/	5	2.27
www.nova-sterling.fr/index.php/les-liens	4	1.82
www.sterlingkitcars.com/members_n_forums/resources-nati...	4	1.82
aolsearcht5.search.aol.com/aol/imageDetails	3	1.36
apps.bravenet.com/go.js	3	1.36
images.google.com.au/imgres	3	1.36
images.google.es/imgres	3	1.36
www.euro-nova.co.uk/phpbb/viewtopic.php	3	1.36
www.thesamba.com/vw/forum/viewtopic.php	3	1.36
search.aol.com/aol/search	2	0.91
s1-eu.ixquick.de/do/show_picture.pl	2	0.91
images.google.ru/imglanding	2	0.91
images.google.com.ar/imgres	2	0.91
Total	220	100%

Report created by Site Analytics for <http://www.nationalsterling.org> on 03-01-10

This report identifies the top domains that have provided referrals to visitors of pages within the site. These are generally search engines and other sites that carry a link to the site. The list most likely will also contain the domain this report is created for as many of the referrals will stem from pages within the very site the report is covering.

Search Engines		
Search Engine	Referrals	Percentage
www.google.com	79	54.48
images.google.com	24	16.55
images.google.ca	10	6.90
aolsearcht5.search.aol.com	3	2.07
images.google.com.au	3	2.07
images.google.es	3	2.07
images.google.com.ar	2	1.38
images.google.it	2	1.38
search.aol.com	2	1.38
sites.google.com	2	1.38
www.bing.com	2	1.38
en.wikipedia.org	1	0.69
images.google.co.uk	1	0.69
images.google.co.ve	1	0.69
images.google.com.br	1	0.69
search.comcast.net	1	0.69
www.facebook.com	1	0.69
www.google.ca	1	0.69
www.google.co.uk	1	0.69
www.google.dk	1	0.69
www.google.fr	1	0.69
www.google.nl	1	0.69
www.google.pt	1	0.69
www.google.ru	1	0.69
Total	145	100%

Report created by Site Analytics for <http://www.nationalsterling.org> on 03-01-10

This report lists the keywords search engine users typed in when conducting the searches that ultimately brought them to the site. The listed keywords might indicate whether or not the site is properly optimized for the desired and most opportune keywords.

Keywords		
Search Engine	Count	Percentage
<u>search.aol.com</u>		
aabdo	1	50.00
denise	1	50.00
Total	2	100%
<u>www.bing.com</u>		
sebring	1	25.00
shane	1	25.00
sterling	1	25.00
williams	1	25.00
Total	4	100%
<u>www.google.ca</u>		
craigslist	1	50.00
kitcar	1	50.00
Total	2	100%
<u>www.google.co.uk</u>		
cars	1	33.33
kit	1	33.33
sebring	1	33.33
Total	3	100%
<u>www.google.com</u>		
sterling	29	16.20
nationalsterling.org	27	15.08
kit	25	13.97
car	24	13.41
craigslist	11	6.15
sebring	10	5.59
national	7	3.91
sale	7	3.91
for	6	3.35
cimbria	5	2.79
cars	3	1.68
club	3	1.68
nova	3	1.68
owners	3	1.68
association	2	1.12
registry	2	1.12

Search Engine	Count	Percentage
roadster	2	1.12
sterling.org	2	1.12
wa	2	1.12
-	1	0.56
.org	1	0.56
1973	1	0.56
albright	1	0.56
american	1	0.56
anthony	1	0.56
Total	179	100%
<u>www.google.fr</u>		
nova	1	50.00
sterling	1	50.00
Total	2	100%
<u>www.google.nl</u>		
gt	1	33.33
nova	1	33.33
sterling	1	33.33
Total	3	100%
<u>www.google.pt</u>		
american	1	33.33
aquila	1	33.33
fibrecraft	1	33.33
Total	3	100%

Report created by Site Analytics for <http://www.nationalsterling.org> on 03-01-10

This report lists the keyphrases search engine users typed in when conducting the searches that ultimately brought them to the site. The listed keyphrases might indicate whether or not the site is properly optimized for the desired and most opportune keyphrases.

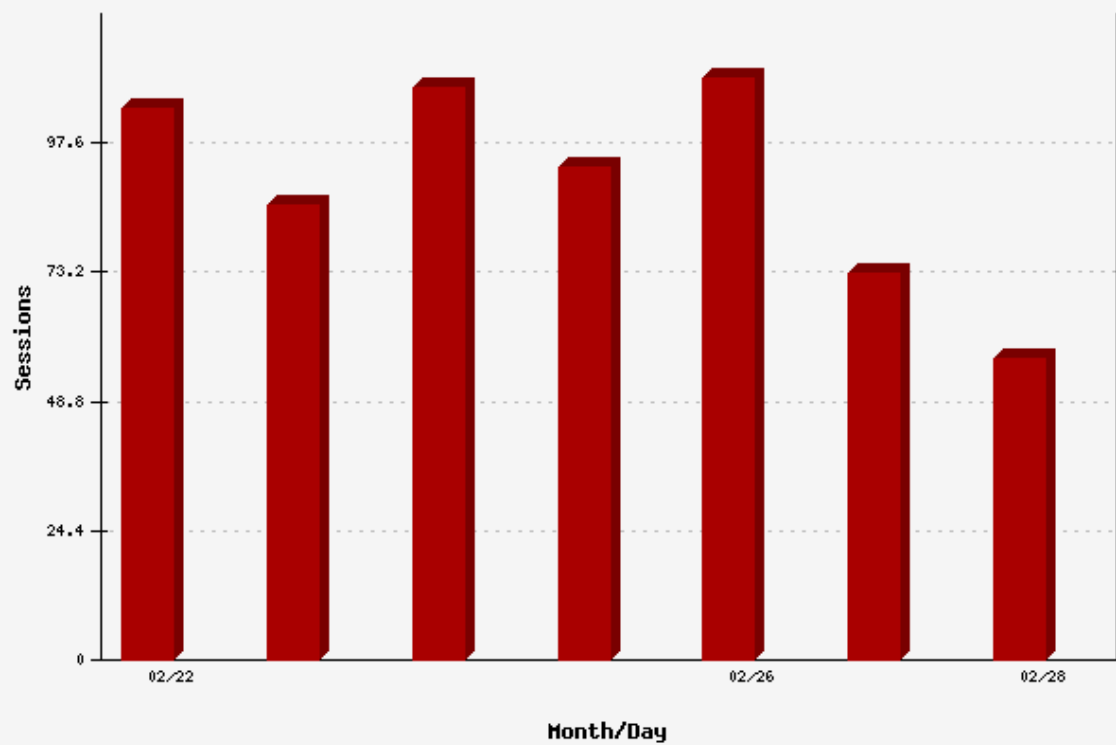
Keyphrases		
Search Engine	Count	Percentage
<u>search.aol.com</u>		
denise aabdo	1	100.00
Total	1	100%
<u>www.bing.com</u>		
shane williams	1	50.00
sterling sebring	1	50.00
Total	2	100%
<u>www.google.ca</u>		
kitcar craigslist	1	100.00
Total	1	100%
<u>www.google.co.uk</u>		
sebring kit cars	1	100.00
Total	1	100%
<u>www.google.com</u>		
sterling kit car craigslist	6	16.22
national sterling	2	5.41
national sterling.org	2	5.41
roadster craigslist car kit wa	2	5.41
sebring kit car club	2	5.41
sterling cimbria	2	5.41
sterling owners association	2	5.41
sterling sebring for sale	2	5.41
mongoose kr200	1	2.70
american fibre craft aquila	1	2.70
anthony jaworowski	1	2.70
bradley gt2 for sale	1	2.70
cimbria kit car	1	2.70
cimbria ss kit car	1	2.70
cimbria windshield	1	2.70
craigslist sebring kit car	1	2.70
craigslist sterling kit car	1	2.70
dave's nova site 1973 nova custom - pictures of original paperwork	1	2.70
dennis albright mn	1	2.70
hilditch fabrications	1	2.70
kit car sebring	1	2.70
kit cars sebring	1	2.70

Search Engine	Count	Percentage
national sterling .org	1	2.70
national sterling car	1	2.70
sebring kit car registry	1	2.70
Total	37	100%
<u>www.google.fr</u>		
nova sterling	1	100.00
Total	1	100%
<u>www.google.nl</u>		
nova gt sterling	1	100.00
Total	1	100%
<u>www.google.pt</u>		
american fibrecraft aquila	1	100.00
Total	1	100%

Report created by Site Analytics for <http://www.nationalsterling.org> on 03-01-10

This report provides general information on visitor behavior while on the site. A session is the amount of time that elapses between a visitor's entering and exiting the site. Thus, a single visitor may account for multiple sessions within a given time frame.

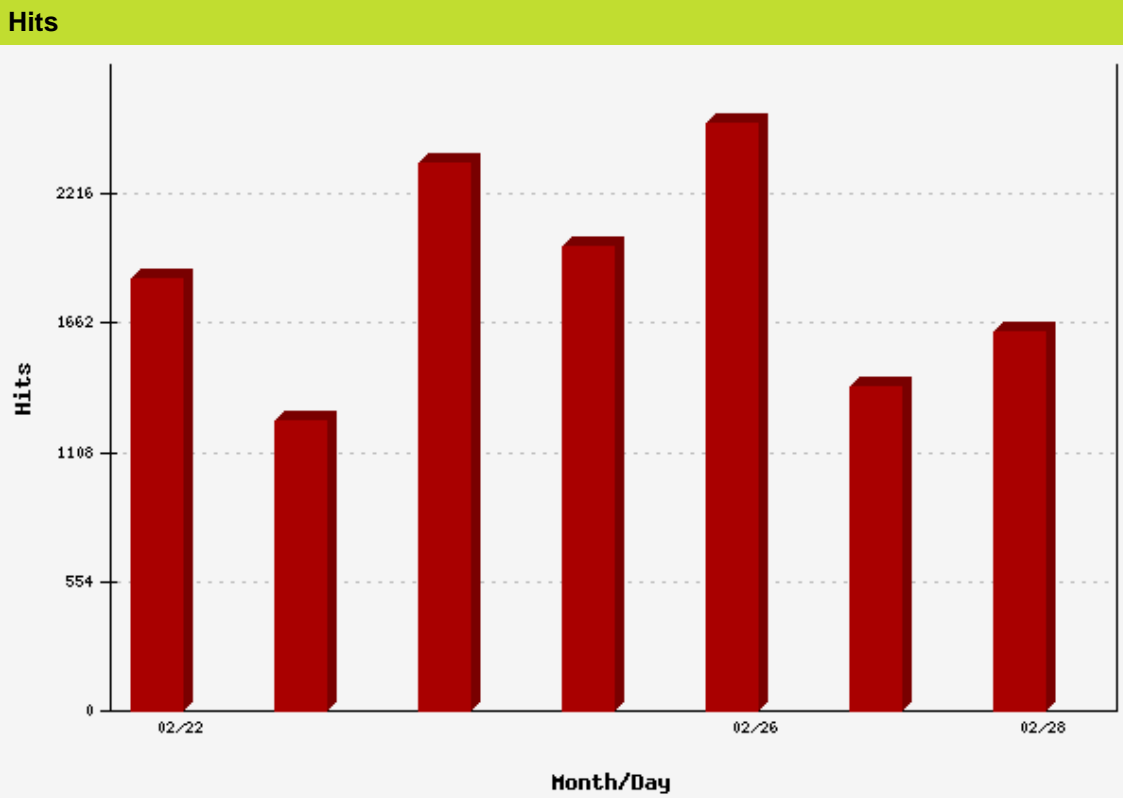
Sessions



Date	Sessions	Avg. Hits per Session	Avg. KBytes per Session
Feb 22, 2010	104	18	4093
Feb 23, 2010	86	14	3946
Feb 24, 2010	108	22	6852
Feb 25, 2010	93	21	5318
Feb 26, 2010	110	23	5379
Feb 27, 2010	73	19	4416
Feb 28, 2010	57	28	8174
Total	631	21	5,356

Report created by Site Analytics for <http://www.nationalsterling.org> on 03-01-10

This report identifies the number of times any item or page on the site has been requested or accessed by visitors. The number of hits is almost certainly greater than the number of page views and visitors to the site.



Date	Hits	Percentage
Feb 22, 2010	1,851	14.28
Feb 23, 2010	1,242	9.58
Feb 24, 2010	2,347	18.11
Feb 25, 2010	1,992	15.37
Feb 26, 2010	2,518	19.43
Feb 27, 2010	1,388	10.71
Feb 28, 2010	1,622	12.52
Total	12,960	100%

Report created by Site Analytics for <http://www.nationalsterling.org> on 03-01-10

This report identifies the number of times a specific file (image, document, template, etc.) on the site has been downloaded by visitors. The report is useful in determining what files within the site are most often downloaded.

File Requests		
File	Requests	Req %
/ownerlisting.css	259	5.32
/memberphotos/LarryHoganson/CCC132_1.bmp	256	5.26
/memberphotos/GregHamptonmisc/interiortrim.jpg	249	5.12
/memberphotos/GregHamptonmisc/whitehood.jpg	243	4.99
/memberphotos/GregHamptonmisc/keyswitch.jpg	230	4.73
/memberphotos/LarryHoganson/CCC132_2.bmp	229	4.71
/memberphotos/LarryHoganson/CCC132_3.bmp	226	4.65
/memberphotos/GregHamptonmisc/remotesystem.jpg	224	4.60
/memberphotos/GregHamptonmisc/decklid.jpg	222	4.56
/Backgroundimages/marketplaceheader.jpg	191	3.93
/watercooledhood.jpg	186	3.82
/memberphotos/SonnyHalpain/77-sterling-rear.jpg	185	3.80
/interiortrimpieces.jpg	182	3.74
/memberphotos/JonathonTrotter/000_1000.jpg	180	3.70
/memberphotos/LarryHoganson/1.jpg	177	3.64
/memberphotos/MikeGowerCimbria/P010122.jpg	173	3.56
/Backgroundimages/auctionheader.jpg	166	3.41
/ebayphotos/mi1.jpg	165	3.39
/ebayphotos/LJ1.jpg	164	3.37
/ebayphotos/ohio1.jpg	162	3.33
/ebayphotos/ohio2a.jpg	162	3.33
/memberphotos/MikeGowerCimbria/P010124.jpg	162	3.33
/ebayphotos/LG1.jpg	158	3.25
/Backgroundimages/fsboheader.jpg	157	3.23
/memberphotos/TraceyWhite/100_4848.JPG	157	3.23

Report created by Site Analytics for <http://www.nationalsterling.org> on 03-01-10

This report identifies the total bandwidth used to download specific files (image, document, template, etc.) from the site by visitors. The report is useful in determining what files within the site represent the largest portion of the total bandwidth usage. The total bytes are calculated by multiplying the number of times the file was requested by the file size in bytes.

File Bandwidth		
File	Total Bytes	Percentage
/memberphotos/LarryHoganson/CCC132_1.bmp	505,404,858	18.43
/memberphotos/LarryHoganson/CCC132_3.bmp	353,559,193	12.89
/memberphotos/LarryHoganson/CCC132_2.bmp	352,127,935	12.84
/memberphotos/GregHamptonmisc/keyswitch.jpg	212,515,699	7.75
/memberphotos/GregHamptonmisc/interiortrim.jpg	204,936,671	7.47
/memberphotos/GregHamptonmisc/whitehood.jpg	155,050,351	5.65
/memberphotos/GregHamptonmisc/decklid.jpg	152,758,687	5.57
/memberphotos/TraceyWhite/100_4848.JPG	151,298,574	5.52
/memberphotos/GregHamptonmisc/remotesystem.jpg	148,500,620	5.42
/ebayphotos/earmstrongporsche.jpg	84,114,562	3.07
/memberphotos/MikeGowerCimbria/P010122.jpg	53,615,261	1.96
/memberphotos/MikeGowerCimbria/P010124.jpg	51,118,627	1.86
/memberphotos/MikeGowerCimbria/P1010125.jpg	49,987,209	1.82
/Backgroundimages/openingpagebackground2.jpg	37,134,779	1.35
/watercooledhood.jpg	28,534,573	1.04
/interiortrimpieces.jpg	25,472,828	0.93
/memberphotos/LarryHoganson/CCC2929_4.bmp	22,349,873	0.82
/newsletters/Sterlingnewsletter3.pdf	22,156,027	0.81
/newsletters/Sterlingnewsletter5.pdf	21,949,217	0.80
/newsletters/webnewsletter11.pdf	21,037,029	0.77
/ebayphotos/mi1.jpg	20,555,895	0.75
/memberphotos/MarlonDeGrandmont.jpg	18,736,730	0.68
/memberphotos/PeterHillyer/CIMG0341.JPG	17,223,783	0.63
/newsletters/webnewsletter14.pdf	16,453,584	0.60
/newsletters/Sterlingnewsletter4.pdf	15,657,496	0.57

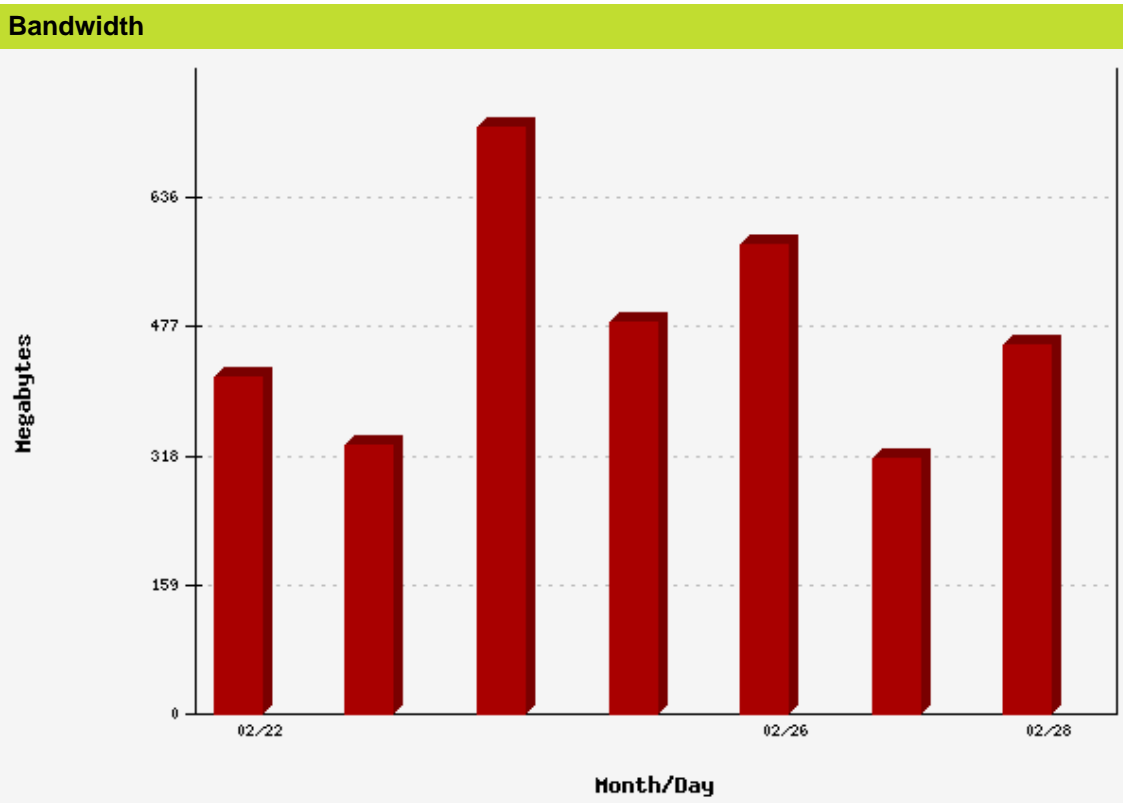
Report created by Site Analytics for <http://www.nationalsterling.org> on 03-01-10

This report identifies the types of information that are being requested from the site. The number of image requests will almost always outnumber page requests as one page may contain several images.

File Types			
Extension	Type	Count	Percentage
jpg	image/jpeg	9,651	74.47
html	text/html	1,097	8.46
bmp	image/bmp	734	5.66
ico	image/ico	508	3.92
css	style/css	357	2.75
js	application/x-javascript	262	2.02
txt	text/plain	194	1.50
pdf	application/pdf	112	0.86
gif	image/gif	27	0.21
swf	application/x-shockwave-flash	14	0.11
com	unknown	4	0.03

Report created by Site Analytics for <http://www.nationalsterling.org> on 03-01-10

This report summarizes the amount of bandwidth the site consumed (i.e., the amount of data transferred) within the specified date range. Data-transfer values are expressed in kilobytes. The report may indicate whether or not the actual bandwidth required by the site complies with the amount of bandwidth your hosting plan permits.



Date	MB Transferred
Feb 22, 2010	416
Feb 23, 2010	331
Feb 24, 2010	723
Feb 25, 2010	483
Feb 26, 2010	578
Feb 27, 2010	315
Feb 28, 2010	455
Total	3,301